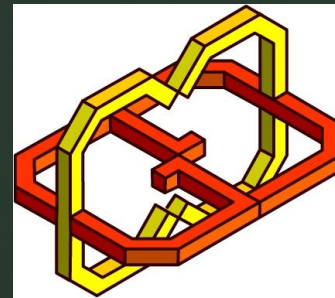


By: Roi Glinik, Elad Alon, Shay Michaeli

Supervisors: Boaz Sterenfeld, Yaron Honen

AR Museum



▸ In The Slide


- Overview
- The Museum
- User Interface
- Augmented Camera Challenge
- Mixing Reality with Virtuality
- Technologies
- Demo

Overview

- Can we bring all museums in the world into the same room? Yes!
- With AR Museum you can choose to see virtual pictures from different art galleries on the real world.



The Museum



- Stepping inside the AR Museum is just stepping into a room with QR stickers on the walls.
- Looking through the Gear VR Camera, we will process the image and replace the stickers with the art pictures you would like to see.



The Museum



- The user can choose the scale of the photos
- All photos can be viewed from one sticker (if it's not possible to walk inside the room), or from different stickers scattered on the walls.



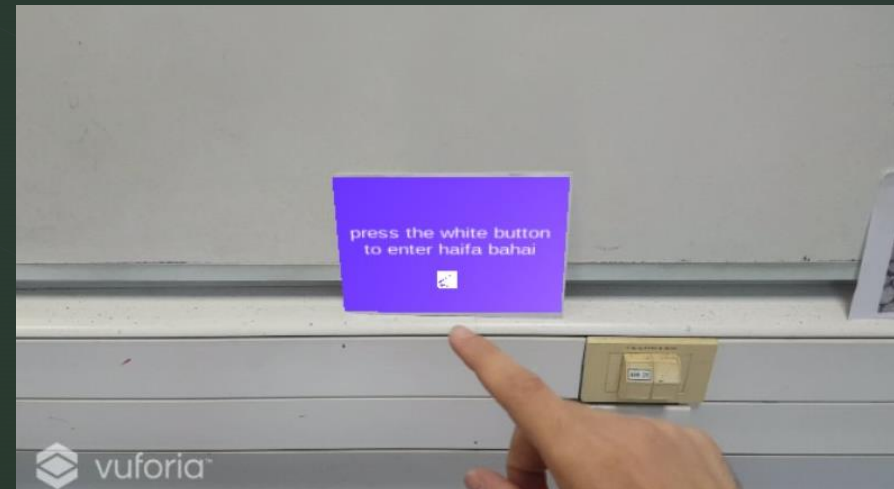
User Interface

VR MENU

- Start Scene - Oculus clickable buttons through the Gear VR.
- Gear VR slide touch-pad, for switching themes and pictures.

AR MENU

- Menu to select the pictures subject by human hand gestures.



Augmented Camera Challenge

- Integrating the AR camera with the VR camera was the main challenge.
- First trial to use Vuforia camera solely was a failure in user experience with low video rendering.
- We had to add some extra oculus utilities to improve the live video experience.

Mixing Reality with Virtuality

- In order to provide the best experience, some of the photos in the museum will lead you to a virtual scene.
- Clicking on the photo will take you inside.



Technologies

- Gear VR
- Unity
- Vuforia
- OVR plugin – oculus utilities for Unity.

▶ Demo



Demo – VR scenes

